



[Post New Topic](#) [Post Reply](#)
[my profile](#) | [directory](#) | [search](#) | [faq](#) | [forum home](#)

[Jump to new posts](#)

[Previous](#) [Next](#)

» [Hello, mjpell](#) [[log out](#)] [Chevelle Tech](#) » [Mechanical](#) » [Transmission](#) » [Once Again. End all post on big clutch bellhousings..Car VS Truck \(Page 1\)](#)

[UBBFriend: Email this page to someone!](#)

This topic comprises 2 pages: 1 [2](#)

Author

Topic: [Once Again. End all post on big clutch bellhousings..Car VS Truck](#)

ChevelleCLM
Tech Team

posted 04-04-2004 11:55 PM " " "

Maybe this time my post will not get deleted for whatever reason. 😊







Mods PLEASE do not delete this post. Took me forever to find the pics again. 🐞

 69 Malibu 350 TBI EFI Supercase Muncie 4speed 12bolt 3.73's
 Bench Blue w/black inter. 14.5@90mph
 96 2 door Tahoe Z-71 Denali Wheels...Stock
 87 Dodge Raider 4.3 700r4 NP231chd
 95 Dodge Ram Freebie 318 turd

"UNACCEPTABLE!!!!!" Beldar

From: **Ocean Springs MS** | Registered: **Jan 2001** | IP: [Logged](#) | Report Post

ZZ69chevelle

posted 04-05-2004 01:02 AM " "

Team Member

Gee, I dunno. They look the same to me. 🐞

From: **Douglassville PA USA** | Registered: **Jan 2001** | IP: [Logged](#) | Report Post

TOM'S 68 CONV
Tech Team

posted 04-06-2004 06:34 AM " "

4 5/8" vs 5" obvious difference

From: **ALLENTOWN, PA** | Registered: **Mar 2004** | IP: [Logged](#) | Report Post


DZAUTO

posted 04-06-2004 08:08 AM " "

Team Member 

Excellent! I'm glad that you put that back on here again.
It's kind of difficult to try to explain the difference sometimes. Especially to some c guys who are just getting started rounding up parts for a 4sp installation.
By chance do you also have a picture of the smaller housing for a 13in flywheel?

Tom Parsons

From: **Mustang, OK USA** | Registered: **Sep 98** | IP: [Logged](#) |  Report Post

ChevelleCLM
Tech Team

 posted 04-06-2004 08:04 PM     " " "

Nope, but I will pick one up from my junkyard buddy, and take some pics of it. My not that clean anymore though. 😊

69 Malibu 350 TBI EFI Supercase Muncie 4speed 12bolt 3.73's
Bench Blue w/black inter. 14.5@90mph
96 2 door Tahoe Z-71 Denali Wheels...Stock
87 Dodge Raider 4.3 700r4 NP231chd
95 Dodge Ram Freebie 318 turd

"UNACCEPTABLE!!!!!" Beldar


From: **Ocean Springs MS** | Registered: **Jan 2001** | IP: [Logged](#) |  Report Post

odie

Team Member 

 posted 04-07-2004 12:05 AM    " " "

Is there a way that the bell housing pictures can be put on/in the tech articles sect them for future info?

From: **Yorktown, In. USA** | Registered: **Feb 99** | IP: [Logged](#) |  Report Post

rusted11

Team Member 

 posted 04-07-2004 02:22 AM     " " "



 Rusty
 1967 Chevelle SS

From: **TEXAS, USA** | Registered: **Aug 2000** | IP: [Logged](#) |  Report Post



greasefire

 posted 04-08-2004 11:30 PM    “ ”

thank you for posting this I just discovered my chevelle has the truck bellhousing i why my clutch has be acting weird.

From: **Appleton, WI** | Registered: **Feb 2004** | IP: [Logged](#) |  Report Post


jocww
 Tech Team

 posted 04-08-2004 11:56 PM    “ ”

so are you saying you cant put a truck bellhousing in a chevelle

 i have a 65 elcamino painted candy apple pearl metwith a aero hood scoop. inside printed and balanced 350 with keith black pistons 202 heads ceramic coated head 600 cfm carb, turbo 350 soon to be a 6spd hopefully and cage and disc brakes soc hoop is in now im trying to do the door bars just put my new air shocks in the rear so its raised a lil raked

do it while sappin on some beers

From: **san ramon ca usa** | Registered: **Sep 2002** | IP: [Logged](#) |  Report Post


DZAUTO

 posted 04-09-2004 08:12 AM    “ ”

Team Member 

joc,
 You CAN physically bolt up a truck bell housing to ANY V-8 Chev engine and also b the housing. BUT, here is the problem. That big hole in the housing is what center: input shaft with the crankshaft (**NOT** the 4 bolts which attaches the tranny to the h hole in the truck housing is TOOOOOOOOOOO big for a car tranny such as a Muncie, 5sp, Super T-10, etc. So, that is the main reason why you DO NOT want to use the housing. The possible result of not having the tranny properly centered can be acc and/or damage to both the tranny and clutch as well as the pilot bushing in the en

 Tom Parsons



From: **Mustang, OK USA** | Registered: **Sep 98** | IP: [Logged](#) |  Report Post

66dream

 posted 04-09-2004 09:36 AM    “ ”

Team Member 

ok, as long as we are on the subject.
 The guy that is selling these Mcleod say that it will fit a munci but not the TKO 600 the munci and the TKO had the same bolt pattern and bore size.

Am I missing something?  
 Thanks

<http://cgi.ebay.com/ebaymotors/ws/eBayISAPI.dll?ViewItem&item=2472796032&sspagename=ADME%3AB%3ASS%3AUS%3A1>
 eBay home | pay | my eBay | sign in | help

66 chevelle in the works
Team Chevelle Member #:2361

From: **dfw,texas** | Registered: **Jan 2004** | IP: [Logged](#) | Report Post

DZAUTO

posted 04-09-2004 01:18 PM “ ”

Team Member

I have no personal hands on experience with the TKO, so I don't really know for su you, I had understood that they were the same pattern.

Tom Parsons

From: **Mustang, OK USA** | Registered: **Sep 98** | IP: [Logged](#) | Report Post

dennymac
Tech Team

posted 04-09-2004 10:02 PM “ ”

I have the large hole housing with a Muncie in my El Camino. I machined a spacer made up the difference in diameters between the transmission male pilot and the bellhousing and put them together. No big deal.
I own a machine shop and can supply them for anyone that needs them. Dennis

Dennymac
'69 Elky Rebuild in process
dennymac.com

From: **Buckner, KY** | Registered: **Oct 2001** | IP: [Logged](#) | Report Post

66dream

posted 04-09-2004 10:17 PM “ ”

Team Member

thats nice of ya,
do you have to counter bore the bellhousing for the bushing?
also, I still havent found out if the Tremec TKO 600 will bolt up to a munci bell hou
Anyone know for sure?

66 chevelle in the works
Team Chevelle Member #:2361

From: **dfw,texas** | Registered: **Jan 2004** | IP: [Logged](#) | Report Post

DZAUTO

posted 04-10-2004 01:59 AM “ ”

Team Member

Dennis' solution of using a spacer will allow the use of a truck housing and a car tra Muncie. With a perfectly machined spacer, everything should be fine. But, that is th -----and VERY,VERY FEW people would be able to furnish or obtain su unless, of course, they got one from someone such as Dennis. Without question, th allow all of those dirt cheap truck housings to become economically useful!!!!!! As I see lots of the truck housings at swap meets which people can't hardly give away -----except to those poor souls who don't know the difference-----but sc being duped into buying one from an unscrupulous seller!


Tom Parsons

From: **Mustang, OK USA** | Registered: **Sep 98** | IP: [Logged](#) | Report Post

This topic comprises 2 pages: 1 2

[Post New Topic](#)

[Post Reply](#)

 [Close Topic](#)

 [Feature Topic](#)

 [Move Topic](#)

 [Delete Topic](#)

[Previous](#)   [Next](#)

 [Printer-friendly view of this topic](#)

Hop To:

[Contact Us](#) | [Team Chevelle](#)

© Chevelles.com

Powered by [Infopop Corporation](#)

UBB.classic™ 6.5.0

* [Supported by Ground Up Restorations](#) *